



NATIONAL BUREAU OF STATISTICS

# Selected Food Price Watch

---

(AUGUST 2025)

Report Date: November 2025

# CONTENT

Executive Summary .....	4
Methodology .....	3
National.....	6
North Central.....	9
North East.....	10
North West.....	11
South East .....	12
South West .....	13
South-South.....	14
Appendix.....	15
Contact .....	17

## EXECUTIVE SUMMARY

The National Bureau of Statistics (NBS) recently rebased the **Consumer Price Index (CPI)**. This rebasing aligns the price and weight reference periods with the current economic environment. It also updates the composition of the goods and services basket and revises item weights. Consumption patterns constantly evolve, so the CPI basket is regularly updated. This includes adding new items, which can change some item specifications. Consequently, the prices of some items may no longer be comparable to previous versions, while others remain the same. For example, the old basket included "**Agric hen Egg (dozen)**", while in the new, rebased basket, the pricing is for "**Agric hen eggs, (a Crate of 30 pieces)**."

In August 2025, the Selected Food Price Watch shows that the average price of 1kg of Beans brown was ₦1,847.82. This is a significant 28.23% decrease from the ₦2,574.63 recorded in August 2024. However, it also reflects a 20.33% decrease when compared to the average price in July 2025. On the other hand, the average price of Rice local (1kg, sold loose) stood at ₦1,963.87 in August 2025, representing a 7.25% year-on-year increase from ₦1,831.05 recorded in August 2024. However, the price recorded a month-on-month decline of 4.85%. Similarly, the average price of Garri White (1kg) declined by 16.84% year-on-year, from ₦1,124.40 in August 2024 to ₦932.53 in August 2025. On a month-on-month basis, the price also fell by 25.91% compared to ₦1,258.64 recorded in July 2025.

August 2025 state profile analysis shows that Enugu recorded the highest average price for Beans Brown 1kg at ₦2,435.87, while Yobe had the lowest at ₦1,333.51. For Rice Local 1kg, Enugu reported the highest average price at ₦2,484.85, with Zamfara state recording the lowest at ₦1,585.79. Regarding the average price of Rice local 1kg, Enugu recorded the highest price at ₦2,684.98, while Lagos state recorded the lowest price at ₦1,730.47. Ebonyi state recorded the highest average price of Garri White 1kg at ₦1,270.11, while the lowest was reported in Nasarawa at ₦517.63.

Regional analysis reveals significant price disparities for common food items. For Beans Brown (1kg), South-east zone reported the highest average price at ₦2,241.57, followed by the South-west at ₦2,140.46. In contrast, the lowest average price was found in the North-west at ₦1,425.48. The average price for Rice Local (1kg) had the highest prices in South-east and North-Central zones, at ₦2,061.02 and ₦2,033.00, respectively. The South-south recorded the lowest price for this item at ₦1,850.64. For Garri White 1kg, South-east zone recorded the highest average price at ₦1,209.30, followed by the South-south at ₦1,036.92 while the lowest average price was observed in the North-central at ₦703.35.

## METHODOLOGY

Fieldwork is done solely by over 700 NBS Staff in all States of the federation supported by supervisors who are monitored by internal and external observers.

Prices are collected across all the 774 local government across all the States and the FCT from 10,000 respondents and locations. the CPI is calculate using the weight derived from household consumption expenditure on goods and services and the actual prices of goods and services collected from the field.

The average of all these prices is reported for each state and the total average for the states is the average for the country.

NBS audit team subsequently conducts randomly selected verification of prices recorded.

# SELECTED FOOD PRICE WATCH - AUGUST 2025

-National



## Tomato

Highest Price



Ebonyi (N2227.27)

Lowest Price



Plateau (N600.28)

**N1,506.35**

AUGUST 2024

YoY = -14.65%

**N1,285.61**

1KG  
AUGUST 2025

MoM = -6.02%

**N1,367.89**

JULY 2025

## Rice local sold loose

Highest Price



Enugu (N2484.85)

Lowest Price



Lagos (N1730.47)

**N1,831.05**

AUGUST 2024

YoY = 7.25%

**N1,963.87**

1KG  
AUGUST 2025

MoM = -4.85%

**N2,064.07**

JULY 2025

## Beans brown,sold loose

Highest Price



Enugu(N2435.87)

Lowest Price



Yobe(N1333.51)

**N2,574.63**

AUGUST 2024

YoY = -28.23%

**N1,847.82**

1KG  
AUGUST 2025

MoM = -20.33%

**N2,319.27**

JULY 2025

## Yam Tuber

Highest Price



Imo(N3017.09)

Lowest Price



Niger(N1207.55)

**N1,661.80**

AUGUST 2024

YoY = 25.54%

**N2,086.15**

1KG  
AUGUST 2025

MoM = -16.03%

**N2,484.40**

JULY 2025

# SELECTED FOOD PRICE WATCH - AUGUST 2025

-National



## Onion Bulb

Highest Price



Abia (N2578.37)



Lowest Price



Kwara (N837.48)

**N1,201.09**

AUGUST 2024

YoY = 11.22%

**N1,335.84**

1KG  
AUGUST 2025

MoM = -13.19%

**N1,538.76**

JULY 2025

## Beef, boneless

Highest Price



Imo (N9400.28)



Lowest Price



Kano (N5403.29)

**N5,553.80**

AUGUST 2024

YoY = 23.52%

**N6,860.07**

1KG  
AUGUST 2025

MoM = 0.42%

**N6,831.35**


JULY 2025

## Bread sliced 450g

Highest Price



Ebonyi (N1987.24)



Lowest Price



Yobe (N1000)

YoY =

**N1,659.27**

1 Loaf  
AUGUST 2025

MoM = -0.16%

**N1,661.87**

JULY 2025

## Palm oil: 1 bottle

Highest Price



Enugu (N3455)



Lowest Price



Taraba (N2068.83)

**N1,884.81**

AUGUST 2024

YoY = 33.28%

**N2,512.12**

1 Litre  
AUGUST 2025

MoM = -1.62%

**N2,553.54**

JULY 2025

# SELECTED FOOD PRICE WATCH - AUGUST 2025

-National



## Wheat flour: prepacked (golden penny 2kg)

Highest Price



Anambra (N5890)

Lowest Price



Zamfara (N2874.17)

**N3,485.34**

YoY = 12.03%

AUGUST 2024

**N3,904.53**

2KG

AUGUST 2025

MoM = -6.90%

**N4,194.09**

JULY 2025

## Gari white,sold loose

Highest Price



Ebonyi (N1270.11)

Lowest Price



Nasarawa (N517.63)

**N1,124.40**

YoY = -17.06%

AUGUST 2024

**N932.53**

1KG

AUGUST 2025

MoM = -25.91%

**N1,258.64**

JULY 2025



# SELECTED FOOD PRICE WATCH -AUGUST 2025

## - NORTH CENTRAL




Tomato



**N1,038.39**

 1KG

Beans brown,sold loose



**N1,655.19**

 1KG


Rice local sold loose



**N2,033.00**

 1KG

Bread sliced 500g



**N1,756.24**

 1 Loaf

Yam Tuber



**N1,689.30**

 1KG

Palm oil: 1 bottle



**N2,360.83**

 1 Litre

Beef,boneless



**N6,397.50**

 1KG

Onion bulb



**N1,079.30**

 1KG

Gari white,sold loose



**N703.35**

 1KG

Wheat flour: prepacked (golden penny 2kg)



**N3,994.21**

 2KG

# SELECTED FOOD PRICE WATCH -AUGUST 2025

## - NORTH EAST



Tomato



**N1,087.55**

1KG

Beans brown,sold loose



**N1,747.59**

1KG

Rice local sold loose



**N1,905.33**

1KG

Bread sliced 500g



**N1,450.00**

1 Loaf

Yam Tuber



**N1,898.86**

1KG

Palm oil: 1 bottle



**N2,363.54**

1 Litre

Beef,boneless



**N7,360.27**

1KG

Onion bulb



**N1,124.63**

1KG

Gari white,sold loose



**N833.32**

1KG

Wheat flour: prepacked (golden penny 2kg)



**N3,675.99**

2KG

# SELECTED FOOD PRICE WATCH -AUGUST 2025

## - NORTH WEST



Tomato



**N933.64**



1KG

Beans brown,sold loose



**N1,425.48**



1KG

Rice local sold loose




**N1,961.22**



1KG

Bread sliced 500g



**N1,654.57**



1 Loaf

Yam Tuber



**N2,035.45**



1KG

Palm oil: 1 bottle



**N2,534.91**



1 Litre

Beef,boneless



**N5,691.27**



1KG

Onion bulb



**N1,050.53**



1KG

Gari white,sold loose



**N961.05**



1KG

Wheat flour: prepacked (golden penny 2kg)



**N3,573.58**



2KG

# SELECTED FOOD PRICE WATCH -AUGUST 2025

## - SOUTH EAST



Tomato



**N1,994.21**



Beans brown,sold loose



**N2,241.57**




Rice local sold loose



**N2,061.02**



Bread sliced 500g



**N1,687.48**



Yam Tuber



**N2,665.41**



Palm oil: 1 bottle



**N2,746.91**



Beef,boneless



**N8,672.46**



Onion bulb



**N1,987.03**



Gari white,sold loose



**N1,209.30**



Wheat flour: prepacked (golden penny 2kg)



**N5,085.68**



SELECTED FOOD PRICE WATCH -AUGUST 2025

- SOUTH WEST



Tomato




N1,355.69



1KG

Beans brown,sold loose



N2,140.46



1KG

Rice local sold loose




N1,977.14



1KG

Bread sliced 500g



N1,725.00



1 Loaf

Yam Tuber



N1,929.93



1KG

Palm oil: 1 bottle



N2,699.53



1 Litre

Beef,boneless



N6,521.84



1KG

Onion bulb



N1,259.36



1KG

Gari white,sold loose



N930.82



1KG

Wheat flour: prepacked (golden penny 2kg)



N3,495.26



2KG

# SELECTED FOOD PRICE WATCH -AUGUST 2025

## - SOUTH SOUTH



Tomato



**N1,522.15**



1KG

Beans brown,sold loose



**N2,044.75**



1KG

Rice local sold loose



**N1,850.64**



1KG

Bread sliced 500g



**N1,671.67**



1 Loaf

Yam Tuber



**N2,469.06**



1KG

Palm oil: 1 bottle



**N2,427.56**



1 Litre

Beef,boneless



**N7,091.04**



1KG

Onion bulb



**N1,713.05**



1KG

Gari white,sold loose



**N1,036.92**



1KG

Wheat flour: prepacked (golden penny 2kg)



**N3,839.53**



2KG

## APPENDIX

Item Label	NORTH CENTRAL	NORTH EAST	NORTH WEST	SOUTH EAST	SOUTH SOUTH	SOUTH WEST
Agric hen eggs,	255.66	243.75	243.70	280.55	261.79	248.71
Agric hen eggs, (a Crate of 30 pieces)	5,858.52	6,032.51	5,604.12	6,864.20	6,177.03	5,944.32
Beans Brown	1,655.19	1,747.59	1,425.48	2,241.57	2,044.75	2,140.46
Beans white	1,590.90	1,552.47	1,281.60	2,100.14	1,885.99	1,727.60
Beef Boneless	6,397.50	7,360.27	5,691.27	8,672.46	7,091.04	6,521.84
Bread (sliced), 450g	1,756.24	1,450.00	1,654.57	1,687.48	1,671.67	1,725.00
Bread (unsliced), 450g	1,665.24	1,319.37	1,666.39	1,571.22	1,683.65	1,396.90
Carrots, fresh	1,604.25	1,517.94	1,537.75	2,475.29	2,378.70	2,124.45
Cat fresh fish	6,880.17	5,966.20	4,714.70	6,604.85	5,925.40	5,665.00
Chicken feet	4,192.36	2,691.67	2,622.86	3,709.97	4,288.43	4,803.41
Chicken meat (Frozen)	6,329.07	4,904.50	4,897.00	7,950.17	5,751.29	5,725.00
Chicken Wings	5,146.59	3,975.00	4,163.23	5,274.10	5,421.12	5,520.09
Cray fish small white	8,765.31	9,321.88	8,910.62	8,536.63	7,302.71	9,947.11
Dried fish, Bonga	7,763.61	6,349.04	5,524.89	9,854.94	6,499.76	6,723.75
Garri white	703.35	833.32	961.05	1,209.30	1,036.92	930.82
Garri Yellow	786.63	916.67	1,014.75	1,226.95	1,043.60	1,094.46
Ginger, fresh	5,331.39	4,814.10	4,561.60	6,020.71	5,896.14	6,722.11
Goat Meat Bone in	5,774.41	6,212.35	5,956.73	8,956.21	7,388.24	7,249.83
Groundnut oil, 75cl	2,964.64	2,984.26	3,017.71	3,447.73	3,830.97	3,332.97
Groundnuts, roasted, 75cl bottle	2,388.21	2,556.61	2,625.20	3,155.60	2,575.23	2,686.45
Irish Potatoe	1,390.72	1,250.69	1,236.10	2,420.96	2,173.35	1,798.16
Local Rice (Broken)	2,308.19	1,672.08	1,823.05	2,100.99	3,272.35	2,803.00
Mackerel, Frozen	7,637.67	5,687.84	4,557.50	5,888.24	5,376.63	5,108.29
Maize (Corn) Grains (White) sold loose	756.51	665.24	930.98	1,352.05	1,215.80	888.25
Onions, fresh	1,079.30	1,124.63	1,050.53	1,987.03	1,713.05	1,259.36
Palm oil, 75cl	2,360.83	2,363.54	2,534.91	2,746.91	2,427.56	2,699.53
Plantain (ripe)	2,260.58	1,951.96	1,942.90	2,307.60	2,207.18	2,255.07
Plantain (unripe)	2,467.89	1,992.02	2,013.67	2,401.14	2,163.30	2,215.49
Rice Local, short-Grained	2,033.00	1,905.33	1,961.22	2,061.02	1,850.64	1,977.14
Rice Long-Grained (Imported)	2,557.19	2,223.08	2,252.68	2,454.24	2,409.03	2,257.64
Semovita, Prepacked (1kg)	2,255.86	2,391.67	1,932.40	2,548.71	2,672.94	2,261.79
Smoked fish	6,298.70	6,219.48	4,771.85	7,176.61	6,996.82	6,235.74
Sweet potatoes	718.32	682.45	661.46	947.11	1,431.10	900.77
Tilapia fresh fish (Epiya)	6,614.14	5,164.17	4,777.86	5,963.72	5,860.91	6,056.15
Tin Milk-Evaporated, Peak Milk, 150g	1,046.46	913.06	927.60	1,173.67	1,107.49	1,058.84
Tin Milk-Evaporated, Three Crown Milk, 160g	850.07	871.44	890.47	960.12	1,002.16	909.06
Titus, frozen	7,055.56	5,567.83	6,622.81	6,559.08	5,996.24	5,925.62
Tomatoes, fresh	1,038.39	1,087.55	933.64	1,994.21	1,522.15	1,355.69
Vegetable Oil, 75cl	3,168.10	2,805.10	3,012.90	3,796.00	3,740.22	3,051.73
Watermelon whole, medium size fresh	1,913.90	1,579.80	1,614.93	2,776.21	2,379.99	2,307.18
Wheat Flour, Prepacked (2kg)	3,994.21	3,675.99	3,573.58	5,085.68	3,839.53	3,495.26
Yam Tuber	1,689.30	1,898.86	2,035.45	2,665.41	2,469.06	1,929.93

Item Label	Average of August-24	Average of July-25	Average of August-25	MoM	YoY	Highest	Lowest
Agric hen eggs,	198.63	270.77	254.70	- 5.94	28.22	Enugu (326)	Gombe (233.99)
Agric hen eggs, (a Crate of 30 pieces)		6,267.53	6,040.07	- 3.63		Enugu (7406.67)	Gombe (5289.96)
Beans Brown	2,574.63	2,319.27	1,847.82	- 20.33	- 28.23	Enugu (2435.87)	Yobe (1333.51)
Beans white	2,425.92	2,020.96	1,664.99	- 17.61	- 31.37	Enugu (2195.03)	Yobe (1199.38)
Beef Boneless	5,553.80	6,831.35	6,860.07	0.42	23.52	Imo (9400.28)	Kano (5403.29)
Bread (sliced), 450g		1,661.87	1,659.27	- 0.16		Ebonyi (1987.24)	Yobe (1000)
Bread (unsliced), 450g		1,577.72	1,556.14	- 1.37		Ebonyi (1950.85)	Gombe (1051.25)
Carrots, fresh		1,913.06	1,905.32	- 0.40		Imo (2958.56)	Kebbi (1246.27)
Cat fresh fish	3,934.23	5,778.81	5,933.19	2.67	50.81	Plateau (8308.01)	Zamfara (3639.81)
Chicken feet	3,163.16	3,598.74	3,701.55	2.86	17.02	Osun (5467.5)	Bauchi (1550)
Chicken meat (Frozen)	5,507.61	5,839.81	5,854.54	0.25	6.30	Enugu (8560.8)	Gombe (4600)
Chicken Wings	3,954.08	4,836.38	4,892.88	1.17	23.74	Ondo (6410.9)	Adamawa (3250)
Cray fish small white		9,380.69	8,806.62	- 6.12		Osun (10950)	Bayelsa (6150.33)
Dried fish, Bonga		7,072.98	7,019.72	- 0.75		Enugu (10605.56)	Taraba (4471.61)
Garri white	1,124.40	1,258.64	932.53	- 25.91	- 17.06	Ebonyi (1270.11)	Nasarawa (517.63)
Garri Yellow	1,170.65	1,358.68	1,001.97	- 26.25	- 14.41	Enugu (1370)	Nasarawa (606.18)
Ginger, fresh		5,659.53	5,512.12	- 2.60		Lagos (7613.1)	Zamfara (3548.33)
Goat Meat Bone in		6,821.31	6,810.85	- 0.15		Imo (9636.3)	Kogi (4031.42)
Groundnut oil, 75cl		3,284.61	3,243.36	- 1.26		Imo (4761.42)	Abia (2415.2)
Groundnuts, roasted,75cl bottle		2,637.10	2,642.75	0.21		Anambra (3566.5)	Bauchi (2200)
Irish Potatoe	1,650.74	2,033.08	1,670.96	- 17.81	1.23	Abia (2636.58)	Plateau (997)
Local Rice (Broken)		2,586.05	2,321.84	- 10.22		Bayelsa (3460.91)	Bauchi (1052.45)
Mackerel, Frozen	3,941.59	5,681.31	5,725.51	0.78	45.26	Plateau (9063.66)	Zamfara (3738.09)
Maize (Corn) Grains (White) sold loose	1,028.33	1,166.81	951.04	- 18.49	- 7.52	Imo (1560)	Yobe (626.51)
Onions, fresh	1,201.09	1,538.76	1,335.84	- 13.19	11.22	Abia (2578.37)	Kwara (837.48)
Palm oil, 75cl	1,884.81	2,553.54	2,512.12	- 1.62	33.28	Enugu (3455)	Taraba (2068.83)
Plantain (ripe)	1,492.63	2,137.37	2,147.23	0.46	43.86	Plateau (2700.14)	Gombe (1550)
Plantain (unripe)	1,450.32	2,325.07	2,205.45	- 5.14	52.07	Enugu (3041.28)	Gombe (1583.33)
Rice Local, short-Grained	1,831.05	2,064.07	1,963.87	- 4.85	7.25	Enugu (2484.85)	Lagos (1730.47)
Rice Long-Grained (Imported)	2,329.05	2,642.22	2,358.89	- 10.72	1.28	Abuja (2808.16)	Lagos (2062.56)
Semovita, Prepacked (1kg)		2,329.35	2,324.86	- 0.19		Rivers (2768.33)	Kaduna (1846.21)
Smoked fish (Mackerel)		6,317.53	6,218.62	- 1.57		Anambra (8513.12)	Kebbi (3590.88)
Sweet potatoes	850.31	1,052.97	877.83	- 16.63	3.24	Cross River (1578.17)	Nasarawa (500.9)
Tilapia fresh fish (Epiya)	3,711.36	5,727.76	5,731.08	0.06	54.42	Benue (8372.13)	Sokoto (3975)
Tin Milk-Evaporated, Peak Milk, 150g	893.38	1,034.60	1,031.43	- 0.31	15.45	Enugu (1407.83)	Jigawa (811.57)
Tin Milk-Evaporated, Three Crown Milk, 160g		923.43	910.28	- 1.42		Enugu (1092)	Taraba (796.5)
Titus, frozen	4,235.56	6,271.45	6,310.33	0.62	48.98	Kwara (8949.58)	Gombe (4534.27)
Tomatoes, fresh	1,506.35	1,367.89	1,285.61	- 6.02	- 14.65	Ebonyi (2227.27)	Plateau (600.28)
Vegetable Oil, 75cl	2,552.11	3,399.60	3,238.63	- 4.73	26.90	Abia (4200)	Bauchi (2054.17)
Watermelon whole, medium size fresh		2,080.27	2,059.05	- 1.02		Anambra (3099.5)	Yobe (900)
Wheat Flour, Prepacked (2kg)	3,485.34	4,194.09	3,904.53	- 6.90	12.03	Anambra (5890)	Zamfara (2874.17)
Yam Tuber	1,661.80	2,484.40	2,086.15	- 16.03	25.54	Imo (3017.09)	Niger (1207.55)



## CONTACT



### National Bureau of Statistics

Head Office

No 1, Wole Olanipekun Street,  
Formerly, Plot 762 Independence Avenue  
Off Constitution Avenue,  
CBD, Abuja, F. C. T.

### Alesanmi Folorunsho

Information Desk

Head, Communications & Public Relations  
Department (C&PRD)  
Phone: +2347064643933  
alesanmi@nigerianstat.gov.ng

### Moses Mathew

Statistical Information Officer

Phone: +2347064071157  
matmoses@nigerianstat.gov.ng



@nbs\_nigeria



NBSNigeria



nbs\_nigeria

